

416 Low-speed Centrifuge



Features

- Speed : 4,000 rpm (2,549 xg) ; 4,000 rpm (2,700 xg)
- Capacity : 10 x 50 mL /c50 mL ; 16 x 15 mL
- Very quiet operation at less than 56 dB allowing a comfortable laboratory environment
- Lid drop protection allows easiness and safety when loading or unloading samples
- Automatic lid release and vivid end alarm allows easy retrieval of sample
- Unique vacutainer buckets for separation of 32 vacutainer samples
- Large assortment of accessories for micro tubes and all sizes of tubes up to 100 mL

Technical Specifications


















Max. RPM/PCF for Fixed Angle	4,000 rpm / 2,700 xg
Max. RPM/PCF for Swing-out	4,000 rpm / 2,826 xg
Max. Capacity for Fixed Angle	16 x 15 mL, 10 x 50 mL
Max. Capacity for Swing-out	4 x 100 mL, 4 x 8 vacutainer tube, 2 x 2 MTPs
Time control	Timed <100 min or continuous
Acc. time to Max. Speed	≤20 sec
Dec. time from Max. Speed	≤25 sec
RCF/RPM conversion	Yes
Noise level (dependent on rotor)	≤52 dB

RCF/RPM conversion	Yes
Program Memory	10
Power Supply	AC 230V, 50Hz (AC 220-230V, 60/50Hz; 110V optional)
Power Requirement	340 VA
Dimension (W x D x H)	375 x 480 x 260 mm
Net Weight	19.5 kg
CE MARK	Yes
Cat No.	LZ-0416

Angle Rotor, GRA-S-50-10

- Capacity : 10 x 50 mL or 50 mL Conical | Max. RPM / RCF : 4,000 / 2,549
- Hole angle rotation : $\angle 45^\circ$ | Hole dimension ($\varnothing \times L$, mm) : 32.2 x 13.5
- Supplied with 10 sleeves, No ID ring

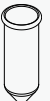













	50 mL Sleeve GLB-50s-50A			Max. RMP / RCF : 4,000 / 2,549 Hole dimension ($\varnothing \times L$, mm) : 30 x 99 Hole bottom type : Flat bottom with rubber pad Max. height for tube fit (mm) : 130 Supplied with 3.5 mm thick NBR pad					
									
Tube	14 mL	15	15 mL conical	25 mL conical	25 mL conical	30	50 mL conical	50 mL conical (Skirt)	50
Tube capacity (mL)	15.7 x 96	16 x 120	17 x 120	28.8 x 83	28.8 x 78.5	25.7 x 101.4	29.5 x 118	29.5 x 118	29 x 108
Tube Dimension ($\varnothing \times L$, mm)								None	None
Adapter	GAS-u14(f50)	GAS-u15(f50)	GAS-u15(f50)	GAS-c25(f50)	GAS-c25(f50)	GAS-30(f50)	GAS-c50(f50)	-	-
Cat No.	17.2 x 75	17.2 x 87	17.2 x 87	27.1 x 14.1	27.1 x 14.1	26 x 86.5	29.5 x 17.5	-	-
Adaptor hole dimension ($\varnothing \times L$, mm)	Open	Open	Open	Conical	Conical	Round	Conical	-	-
Adaptor hole bottom type	141.9	141.9	141.9	115	115	135	135.5	142.5	142.5
Max. radius (mm)	2,538	2,538	2,538	2,057	2,057	2,415	2,424	2,549	2,549
Max. RCF (g-force)									

Fixed Angle Rotor, GRA-S-c50-10

- Capacity : 10 x 50 mL or 50 mL Conical | Max. RPM / RCF : 4,000 / 2,508
- Hole angle rotation : $\angle 45^\circ$ | Hole dimension ($\varnothing \times L$, mm) : 32.2 x 13.5
- Supplied with 10 sleeves, No ID ring



	50 mL Sleeve GLB-c50s-50A			Max. RPM / RCF : 4,000 / 2,508 Hole dimension ($\varnothing \times L$, mm) : 31 x 99 Hole bottom type : Conical Max. height for tube fit (mm) : 130		
						
Tube	15 mL conical	25 mL conical	25 mL conical	30	50	50 mL conical
Tube capacity (mL)	17 x 120	28.8x83	28.8x78.5	25.7 x 101.4	29 x 108	29.5 x 118
Tube Dimension ($\varnothing \times L$, mm)						None
Adapter	GAS-c15(c50)	GAS-c25(c50)	GAS-c25(c50)	GAS-30(c50)	GAS-50(c50)	-
Cat No.	17 x 105	27.1x14.1	27.1x14.1	26x83.8	27.9 x 11	-
Adaptor hole dimension ($\varnothing \times L$, mm)	Conical	Conical	Conical	Round	Round	-
Adaptor hole bottom type	139.6	115	115	135.5	136.1	140
Max. radius (mm)	2,497	2,057	2,057	2,424	2,435	2,508
Max. RCF (g-force)						














Angle Rotor, GRA-S-15-16A

- Capacity : 16 x 15 mL
- Max. RPM / RCF : 4,000 / 2,700
- Hole angle rotation : $\angle 45^\circ$
- Hole dimension ($\varnothing \times L$, mm) : 20.4 x 10.5
- Supplied with 16 sleeves, No ID ring



15 mL Sleeve
GLB-15/10A

Max. RPM / RCF : 4,000 / 2,700
 Hole dimension ($\varnothing \times L$, mm) : 18 x 87
 Hole bottom type : Flat bottom with rubber pad
 Max. height for tube fit (mm) : 125 (120 for conical / wider cap)
 Supplied with 4.0 mm thick NBR pad

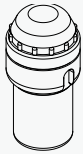
Tube								
Tube capacity (mL)	2.0 ~ 4 mL VT	4 ~ 7 mL VT	5 mL conical	5 mL conical	14 mL	8 ~ 10 mL VT	15	15 mL conical
Tube Dimension ($\varnothing \times L$, mm)	13 x 75	13 x 100	16 x 59	16 x 67	15.7 x 96	16 x 100	16 x 120	17 x 120
Adapter						None	None	None
Cat No.	GAS-3(f15)	GAS-5(f15)	GAS-c5(f15)	GAS-c5(f15)	GAS-14(f15)	-	-	-
Adaptor hole dimension ($\varnothing \times L$, mm)	13.5 x 61	13.5 x 85	14 x 20	14 x 20	16.5 x 7	-	-	-
Adaptor hole bottom type	Round	Open	Conical	Conical	Round	-	-	-
Max. radius (mm)*	134	146	118.5	118.5	139.4	150.9	150.9	150.9
Max. RCF (g-force)*	2,397	2,612	2,120	2,120	2,494	2,700	2,700	2,700

Swing Rotor, GRS-S-100-4

- 4 loadings
- Max. RPM : 4,000
- Angle from axis during rotation : $\angle 90^\circ$
- Supplied with a lubricant, No ID ring



Bio-Safe Porton Down Certified

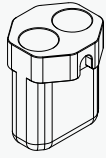


100 mL Bucket with a Cap
GLBB-b100-100

Max. RPM / RCF : 4,000 / 2,774
 Max. Radius (mm) : 155.1
 Hole dimension ($\Phi \times L$, mm) : 47 x 99
 Max. height for tube fit (mm) : 120 (w/ cap) / 130 (w/o cap)
 Hole bottom type : Flat
 Supplied with a cap and an O-ring, No cap version is available

Tube									
Tube capacity (mL)	1.5 ~ 2.0	2.0 mL screw cap	5 mL conical	5 mL conical	2.6 ~ 7	4 ~ 10	15	15 mL conical	15 mL conical
Tube Dimension ($\Phi \times L$, mm)	11 x 38	10.1x46	16 x 59	16 x 67	13 x 75	16 x 100	16 x 120	17 x 120	17 x 120
Adapter									
Cat. No.	GAM-m2.0-6(b100)	GAM-m2.0-6(b100)	GAM-c5-3(b100)	GAM-c5-3(b100)	GAM-7-5(b100)	GAM-10-5(b100)	GAM-15-3	GAM-15-3	GAS-c15(b100)
Rack capacity (ea / 4)	6 / 24	6 / 24	3/12	3/12	5 / 20	5 / 20	3 / 12	3 / 12	1 / 4
Rack hole dimension ($\Phi \times L$,mm)	11 x 39	11 x 39	17.2 x 52	17.2 x 52	13.5 x 60	16 x 60	17.5 x 105	17.2 x 106.5	17.2 x 106.5
Rack hole bottom type	Round	Round	Conical	Conical	Round	Flat	Flat	Conical	Conical
Max. height tube fit (mm)	115	115	75	75	115	115	120	120	120
Max. radius (mm)*	150.1	150.1	110.1	110.1	150.1	150.1	152.1	155.1	155.1
Max. RCF (g-force)*	2,685	2,685	1,969	1,969	2,685	2,685	2,721	2,774	2,774

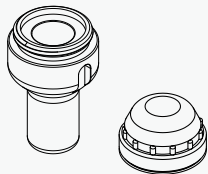
Tube								
Tube capacity (mL)	25 mL conical	25 mL conical	30	50	50 mL conical	50 mL conical (Skirted)	85	100
Tube Dimension ($\Phi \times L$, mm)	28.8 x 83	28.8 x 78.5	25.7 x 101.4	29 x 108	29.5 x 118	29.5 x 118	38 x 106	44 x 115
Adapter								
Cat. No.	GAS-c25(b100)	GAS-c25(b100)	GAS-30(b100)	GAS-50(b100)	GAS-c50(b100)	GAS-sc50(b100)	GAS-85(b100)	GAS-100(b100)
Rack capacity (ea / 4)	1 / 4	1 / 4	1 / 4	1 / 4	1 / 4	1 / 4	1 / 4	1 / 4
Rack hole dimension ($\Phi \times L$,mm)	17.2 x 52	17.2 x 52	26 x 86	29.5 x 95.9	30 x 100	29.8 x 100	38.5 x 96.4	44.2 x 93
Rack hole bottom type	Conical	Conical	Round	Round	Conical	Flat	Round	Round
Max. height tube fit (mm)	118	118	118	118	120	120	118	118
Max. radius (mm)*	153.5	153.5	153.5	153	153	153	153.5	150.1
Max. RCF (g-force)*	2,746	2,746	2,746	2,737	2,737	2,737	2,746	2,685



50 mL Conical Bucket
GLB-dc50-100

Max. RPM / RCF : 4,000 / 2,774
 Max. Radius (mm) : 155.1
 Hole dimension (Ø x L, mm) : 30 x 89
 Max. height for tube fit (mm) : 125
 Hole bottom type : Conical

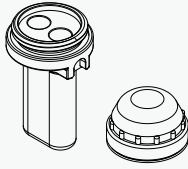
Tube						
Tube capacity (mL)	15 mL conical	25 mL conical	25 mL conical	30	50	50 mL conical
Tube Dimension (Φ x L, mm)	17 x 120	28.8 x 83	28.8 x 78.5	25.7 x 101.4	29 x 108	29.5 x 118
Adapter						None
Cat No.	GAS-c15(50)	GAS-c25(c50)	GAS-c25(c50)	GAS-30(c50)	GAS-50(c50)	-
Bucket capacity(ea / 6)	2 / 8	2 / 8	2 / 8	2 / 8	2 / 8	2 / 8
Adaptor hole dimension (Φ x L,mm)	17 x 105	27.1 x 14.1	27.1 x 14.1	26 x 83.8	27.9 x 11	-
Adaptor hole bottom type	Conical	Conical	Conical	Round	Round	-
Max. radius (mm)	152.5	118.5	118.5	143.9	144.1	155.1
Max. RCF (g-force)	2,728	2,120	2,120	2,574	2,578	2,774



50 mL Bucket with a Cap
GLB-b50-100




Max. RPM / RCF : 4,000 / 2,700
 Max. Radius (mm) : 150.9
 Hole dimension (Ø x L, mm) : 30.5 x 97
 Max. height for tube fit (mm) : 120 (w/ cap) / 125 (w/o cap)
 Hole bottom type : Flat bottom with rubber pad
 Supplied with a cap and O-ring, No cap version is available

Tube									
Tube capacity (mL)	14 mL	15	15 mL conical	25 mL conical	25 mL conical	30	50 mL conical	50 mL conical (Skirt)	50
Tube Dimension (Φ x L, mm)	15.7 x 96	16 x 120	17 x 120	28.8 x 83	28.8 x 78.5	25.7 x 101.4	29.5 x 118	29.5 x 118	29 x 108
Adapter								None	None
Cat No.	GAS-u14(f50)	GAS-u15(f50)	GAS-u15(f50)	GAS-c25(f50)	GAS-c25(f50)	GAS-30(f50)	GAS-c50(f50)	-	-
Adaptor hole dimension (Φ x L,mm)	17.2 x 75	17.2 x 87	17.2 x 87	27.1 x 14.1	27.1 x 14.1	26 x 86.5	29.5 x 17.5	-	-
Adaptor hole bottom type	Open	Open	Open	Conical	Conical	Round	Conical	-	-
Max. radius (mm)	150.9	150.9	150.9	117.1	117.1	142.1	142	150.9	150.9
Max. RCF (g-force)	2,700	2,700	2,700	2,095	2,095	2,542	2,540	2,700	2,700

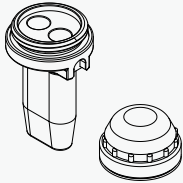


15 mL Dual Round Bucket
with a Cap
GLB-bd15-100

Max. RPM / RCF : 4,000 / 2,700
Max. Radius (mm) : 150.9
Hole dimension (Ø x L, mm) : 17 x 87
Max. height for tube fit (mm) : 123 (w/ cap) / 127 (w/o cap)
Hole bottom type : Round
Supplied with a cap and O-ring








Tube			
Tube capacity (mL)	15 mL glass	15 mL open top	15
Tube Dimension (Φ x L, mm)	16 x 100	16 x 114	16 x 120
Bucket capacity (ea / 6)	2 / 8	2 / 8	2 / 8
Max. height tube fit (mm)	123	123	123
Max. radius (mm)	150.9	150.9	150.9
Max. RCF (g-force)	2,700	2,700	2,700

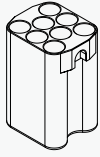
Bio-Safe Porton Down Certified



15 mL Dual Conical Bucket
with a Cap
GLBB-bdc15-100

Max. RPM / RCF : 4,000 / 2,774
Max. Radius (mm) : 155.1
Hole dimension (Ø x L, mm) : 17 x 97.5
Max. height for tube fit (mm) : 120 (w/ cap) / 125 (w/o cap)
Hole bottom type : Conical
Supplied with a cap and O-ring, No cap version is available

Tube				
Tube capacity (mL)	5 mL conical	5 mL conical	14 mL	15 mL conical
Tube Dimension (Φ x L, mm)	16 x 59	16 x 67	15.7 x 96	17 x 120
Adapter				None
Cat No.	GAS-c5(c15)	GAS-c5(c15)	GAS-14(c15)	-
Bucket capacity (ea / 6)	2 / 8	2 / 8	2 / 8	2 / 8
Adaptor hole dimension (Φ x L, mm)	14.8 x 20	14.8 x 20	16 x 7.8	-
Adaptor hole bottom type	Conical	Conical	Round	-
Max. radius (mm)	102	102	115.1	155.1
Max. RCF (g-force)	1,826	1,826	2,059	2,774



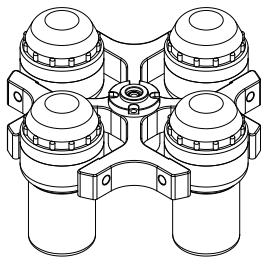
Vacutainer 10 mL Bucket
GLB-15-8-100

Max. RPM / RCF : 4,000 / 2,719
 Max. Radius (mm) : 152
 Hole dimension (Ø x L, mm) : 17 x 86
 Hole bottom type : Flat
 Max. height for tube fit (mm) : 115
 Supplied with 3.0 mm thick NBR rubber pad

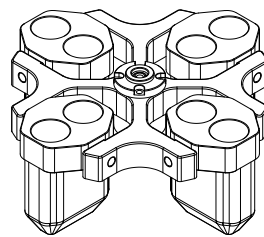
Tube									
Tube capacity (mL)	2.0 ~ 4 mL VT	4 ~ 7 mL VT	5 mL conical	5 mL conical	14 mL	8 ~ 10 mL VT	15 mL glass	15 mL open top	15
Tube Dimension (Φ x L, mm)	13 x 75	13 x 100	16 x 59	16 x 67	15.7 x 96	16 x 100	16 x 100	16 x 114	16 x 120
Adapter						None	None	None	None
Cat No.	GAS-3(f15)	GAS-5(f15)	GAS-c5(f15)	GAS-c5(f15)	GAS-14(f15)	-	-	-	-
Bucket capacity (ea / 6)	8 / 32	8 / 32	4 / 16	4 / 16	4 / 16	8 / 32	8 / 32	8 / 32	2 / 8
Adaptor hole dimension (Φ x L, mm)	13.5 x 61	13.5 x 85	14 x 20	14 x 20	16.5 x 7	-	-	-	-
Adaptor hole bottom type	Round	Open	Conical	Conical	Round	-	-	-	-
Max. height tube fit (mm)	88	115	75	75	103.5	115	115	115	125(center)
Max. radius (mm)*	125	156.6	112	112	140.5	152	152	152	152
Max. RCF (g-force)*	2,236	2,719	2,003	2,003	2,513	2,719	2,719	2,719	2,719

* Depending on the size of cap, there is a possibility of not fit-in.

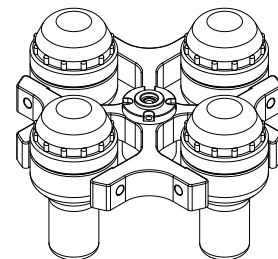
Adaptable Buckets of Rotor, GRS-S-100-4



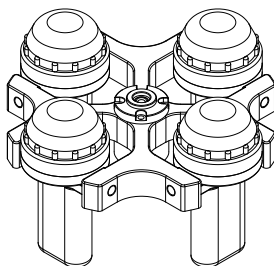
GLBB-b100-100



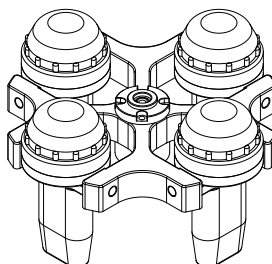
GLB-dc50-100



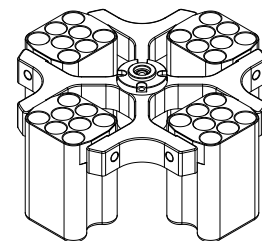
GLB-b50-100



GLB-bd15-100



GLBB-bdc15-100



GLB-15-8-100

Swing Rotor, GRS-S-50-4

















- 4 loadings
- Max. RPM : 4,000
- Angle from axis during rotation: $\angle 90^\circ$
- Supplied with a lubricant
- No ID ring

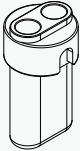




50 mL Bucket
GLB-50-50




Max. RPM / RCF : 4,000 / 2,700
 Max. Radius (mm) : 150.9
 Hole dimension (Ø x L, mm) : 30.5 x 91
 Max. height for tube fit (mm) : 125
 Hole bottom type : Flat
 Supplied with 4.0 mm thick NBR pad

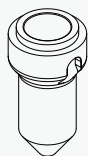
Tube									
Tube capacity (mL)	14 mL	15	15 mL conical	25 mL conical	25 mL conical	30	50 mL conical	50 mL conical (Skirt)	50
Tube Dimension (Φ x L, mm)	15.7 x 96	16 x 120	17 x 120	28.8 x 83	28.8 x 78.5	25.7 x 101.4	29.5 x 118	29.5 x 118	29 x 108
Adapter								None	None
Cat No.	GAS-u14(f50)	GAS-u15(f50)	GAS-u15(f50)	GAS-c25(f50)	GAS-c25(f50)	GAS-30(f50)	GAS-c50(f50)	-	-
Adaptor hole dimension (Φ x L,mm)	17.2 x 75	17.2 x 87	17.2 x 87	27.1 x 14.1	27.1 x 14.1	26 x 86.5	29.5 x 17.5	-	-
Adaptor hole bottom type	Open	Open	Open	Conical	Conical	Round	Conical	-	-
Max. radius (mm)	150.9	150.9	150.9	117.1	117.1	142.1	142	150.9	150.9
Max. RCF (g-force)	2,700	2,700	2,700	2,095	2,095	2,542	2,540	2,700	2,700



15 mL Dual Round Bucket
GLB-d15-50

Max. RPM / RCF : 4,000 / 2,700
 Max. Radius (mm) : 150.9
 Hole dimension (Ø x L,mm) : 17 x 91.5
 Max. height for tube fit (mm) : 125
 Hole bottom type : Round

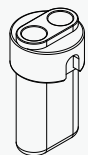
Tube			
Tube capacity (mL)	15 mL glass	15 mL open top	15
Tube Dimension (Φ x L,mm)	16 x 100	16 x 114	16 x 120
Max. height tube fit (mm)	125	125	125
Max. radius (mm)	150.9	150.9	150.9
Max. RCF (g-force)	2,700	2,700	2,700



50 mL Bucket
GLB-c50-50

Max. RPM / RCF : 4,000 / 2,700
 Max. Radius (mm) : 150.9
 Hole dimension (Ø x L,mm) : 29.5 x 91.5
 Max. height for tube fit (mm) : 125
 Hole bottom type : Conical

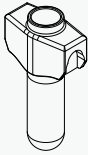
Tube						
Tube capacity (mL)	15 mL conical	25 mL conical	25 mL conical	30	50	50 mL conical
Tube Dimension (Φ x L, mm)	17 x 120	28.8 x 83	28.8 x 78.5	25.7 x 101.4	29 x 108	29.5 x 118
Adapter						None
Cat. No.	GAS-c15(c50)	GAS-c25(c50)	GAS-c25(c50)	GAS-30(c50)	GAS-50(c50)	-
Rack hole dimension (Φ x L,mm)	17 x 105	27.1 x 14.1	27.1 x 14.1	26 x 83.8	27.9 x 11	-
Rack hole bottom type	Conical	Conical	Conical	Round	Round	-
Max. radius (mm)	150.9	119.9	119.9	145.3	145.5	150.9
Max. RCF (g-force)	2,700	2,145	2,145	2,599	2,578	2,700



15 mL Dual Conical Bucket
GLB-dc15-50




Max. RPM / RCF : 4,000 / 2,700
 Max. Radius (mm) : 150.9
 Hole dimension (Ø x L,mm) : 17 x 91.5
 Max. height for tube fit (mm) : 120
 Hole bottom type : Conical

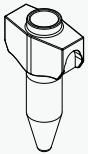
Tube				
Tube capacity (mL)	5 mL conical	5 mL conical	14 mL	15 mL conical
Tube Dimension (Φ x L, mm)	16 x 59	16 x 67	15.7 x 96	17 x 120
Adapter				None
Cat No.	GAS-c5(c15)	GAS-c5(c15)	GAS-14(c15)	-
Adaptor hole dimension (Φ x L,mm)	14.8 x 20	14.8 x 20	16 x 7.8	-
Adaptor hole bottom type	Conical	Conical	Round	-
Max. radius (mm)	98.6	98.6	131.6	150.9
Max. RCF (g-force)	1,826	1,826	2,354	2,700



**15 mL Round Bucket
GLB-15-50**








Max. RPM / RCF : 4,000 / 2,700
 Max. Radius (mm) : 150.9
 Hole dimension (Ø x L, mm) : 17 x 93
 Max. height for tube fit (mm) : 125
 Hole bottom type : Round

Tube			
Tube capacity (mL)	15 mL glass	15 mL open top	15
Tube Dimension (Φ x L,mm)	16 x 100	16 x 114	16 x 120
Max. height tube fit (mm)	125	125	125
Max. radius (mm)	150.9	150.9	150.9
Max. RCF (g-force)	2,700	2,700	2,700



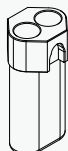
**15 mL Conical Bucket
GLB-c15-50**

Max. RPM / RCF : 4,000 / 2,700
 Max. Radius (mm) : 150.9
 Hole dimension (Ø x L, mm) : 17 x 92.5
 Max. height for tube fit (mm) : 125
 Hole bottom type : Conical

Tube				
Tube capacity (mL)	5 mL conical	5 mL conical	14 mL	15 mL conical
Tube Dimension (Φ x L, mm)	16 x 59	16 x 67	15.7 x 96	17 x 120
Adapter				None
Cat No.	GAS-c5(c15)	GAS-c5(c15)	GAS-14(c15)	-
Adaptor hole dimension (Φ x L,mm)	14.8 x 20	14.8 x 20	16 x 7.8	-
Adaptor hole bottom type	Conical	Conical	Round	-
Max. radius (mm)	99.8	99.8	132.8	150.9
Max. RCF (g-force)	1,785	1,785	2,376	2,700






Swing Rotor, GRS-S-15-6

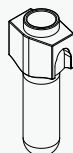
- 6 loadings
- Max. RPM : 4,000
- Angle from axis during rotation: $\angle 90^\circ$
- Rotor dimension / weight ($\varnothing \times L$, mm / g) : 198.2 x 44 / 573
- Supplied with a lubricant, No ID ring



15 mL Dual Round Bucket
GLB-d15-15




Max. RPM / RCF : 4,000 / 2,737
 Max. Radius (mm) : 153
 Hole dimension ($\varnothing \times L$, mm) : 17 x 88
 Max. height for tube fit (mm) : 122
 Hole bottom type : Flat with rubber pad
 Supplied with 3.0 mm thick NBR rubber pad

Tube			
Tube capacity (mL)	2.0 ~ 4 mL VT	4 ~ 7 mL VT	8 ~ 10 mL VT
Tube Dimension ($\varnothing \times L$, mm)	13 x 75	13 x 100	16 x 100
Adapter			None
Cat No.	GAS-3(f15)	GAS-5(f15)	-
Bucket capacity (ea / 4)	2 / 12	2 / 12	2 / 12
Adaptor hole dimension ($\varnothing \times L$, mm)	13.5 x 61	13.5 x 85	-
Adaptor hole bottom type	Round	Open	-
Max. height tube fit (mm)	95	123	123
Max. radius (mm)	126	153	153
Max. RCF (g-force)	2,164	2,737	2,737



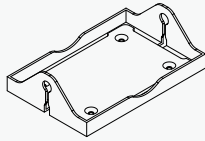
15 mL Round Bucket
GLB-15-15

Max. RPM / RCF : 4,000 / 2,826
 Max. Radius (mm) : 158
 Hole dimension ($\varnothing \times L$, mm) : 17 x 93
 Max. height for tube fit (mm) : 125
 Hole bottom type : Round

Tube			
Tube capacity (mL)	15 mL glass	15 mL open top	15
Tube Dimension ($\varnothing \times L$, mm)	16 x 100	16 x 114	16 x 120
Max. height tube fit (mm)	120	120	120
Max. radius (mm)	158	158	158
Max. RCF (g-force)	2,826	2,826	2,826

Swing Rotor, GRS-S-mw-2

- 2 loadings
- Max. RPM : 4,000
- Angle from axis during rotation: $\angle 90^\circ$
- Supplied with microplate holder, No ID ring



Microplate Bucket
GLP-mw

Max. RPM / RCF : 4,000 / 2,000
 Max. Radius (mm) : 111.8
 Hole dimension (w x d, mm) : 86.5 x 128.5
 Max. height for tube fit (mm) : 35
 Supplied with 3.0 mm thick ABS pad

Tube



Tube capacity (mL)	MTP
Tube Dimension (Φ x L,mm)	86 x 128 x15
Bucket capacity (ea / 2)	2 / 4